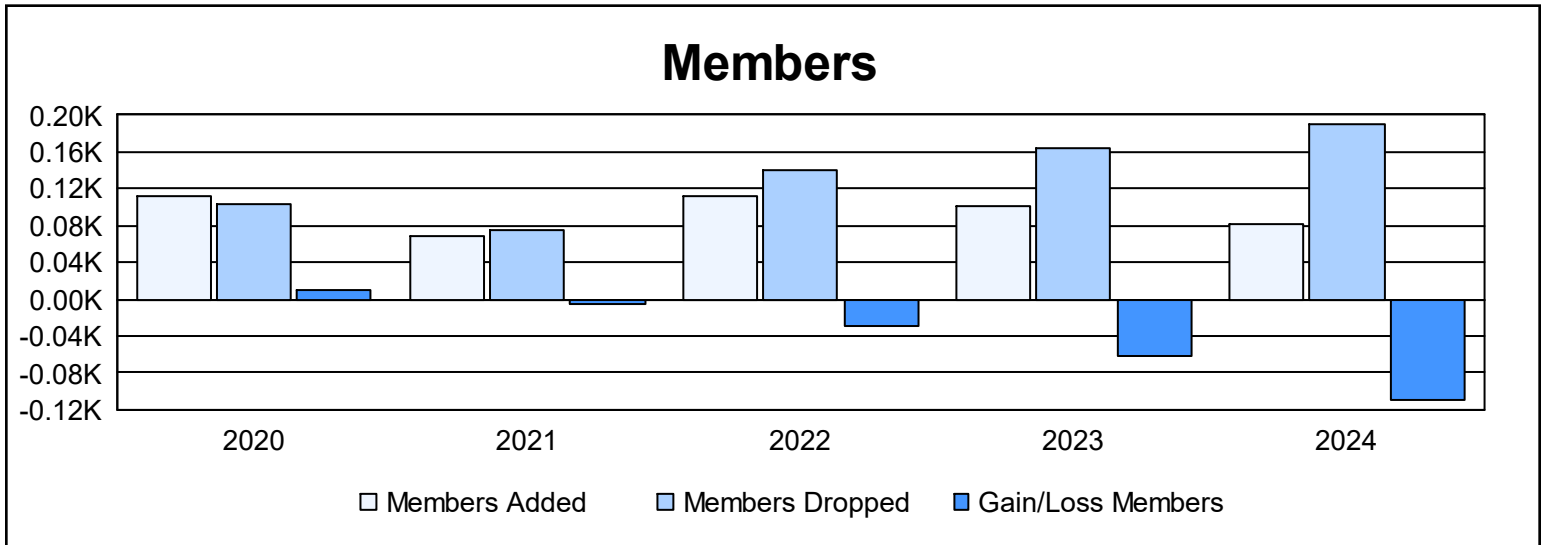
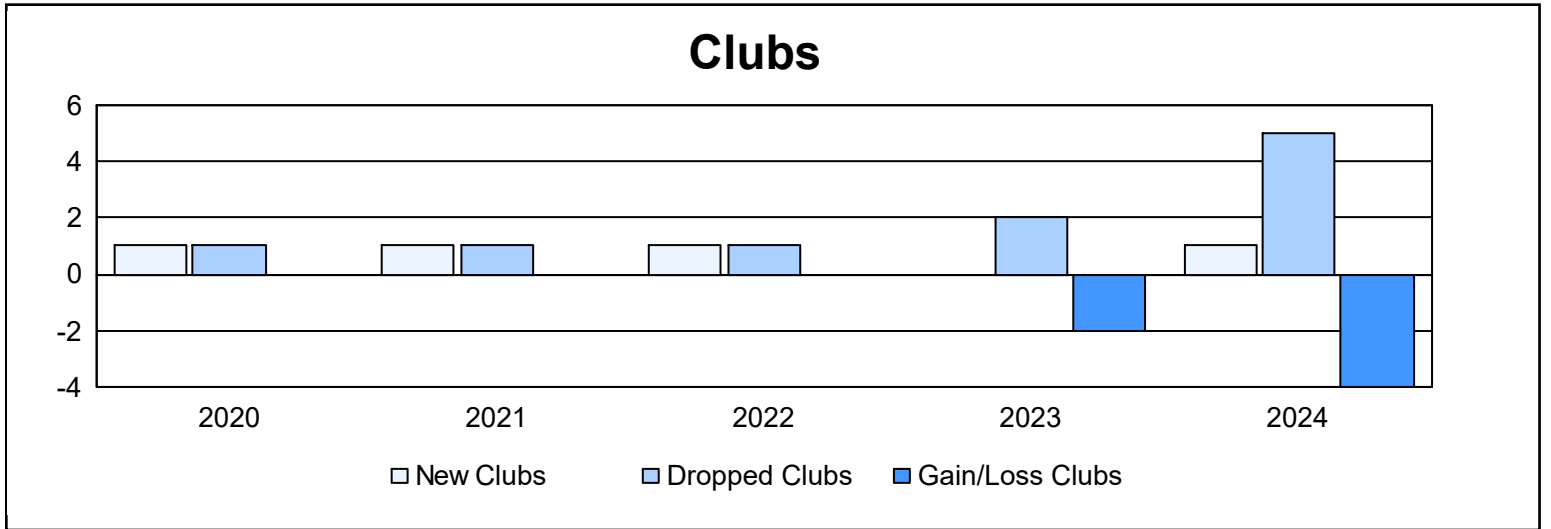
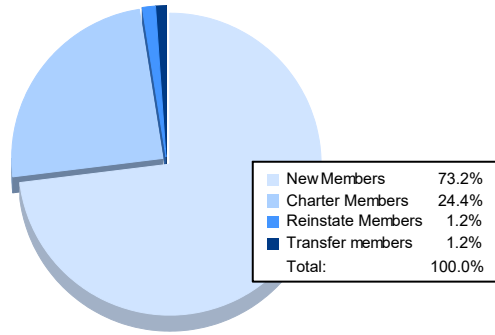


Year	New Clubs	Dropped Clubs	Gain/ Loss Clubs	New Members	Charter Members	Reinstate Members	Transfer Members	Total Member Added	Total Members Dropped	Gain/ Loss Members
2019-2020	1	1	0	88	20	0	4	112	103	9
2020-2021	1	1	0	42	22	1	3	68	74	-6
2021-2022	1	1	0	88	22	0	2	112	141	-29
2022-2023	0	2	-2	59	8	28	7	102	163	-61
2023-2024	1	5	-4	60	20	1	1	82	191	-109
<b>Average</b>	<b>1</b>	<b>2</b>	<b>-1</b>	<b>67</b>	<b>18</b>	<b>6</b>	<b>3</b>	<b>95</b>	<b>134</b>	<b>-39</b>



### Membership Composition June 2024 Cumulative



### Gender Composition June 2024 Cumulative

